

Saturn Class Autumn Term 2024

The Saturn Class Team

Saturn Class is taught by Mrs Anderson and supported by Mrs Richards-Smith and Miss Lauren. On Monday afternoons, Mr R teaches PE and Computing.

Reading

In Saturn class, we enjoy a positive reading environment in which books are enjoyed and shared by all. Pupils are given daily opportunities to listen to stories and read independently with an adult. Every child takes part in Read Write Inc Guided Reading and Whole Class Guided Reading sessions. Please encourage your child to read at home daily with an adult. Having the opportunity to reread books helps the children develop their fluency and to read with a storyteller's voice. All children have a Home Reading Book pack and will be provided with two reading books to enjoy at home each week. These books are closely matched the Phonics level each child is working at. Please complete your child's reading record and return books on a Monday to be swapped. You can access further

reading eBooks at home through the Oxford Owl eBook Library (<https://www.oxfordowl.co.uk/for-home/find-a-book/library-page/>). Please ask Mrs Anderson if you would like the Class Login.

Phonics

In Saturn Class we follow Read Write Inc to teach Phonics. In Year 1, the children will be revisiting the Set 1 and 2 sounds before moving on to Set 3. In Year 2, the children we will be revisiting the Set 2 and 3 sounds. For further information on how to support your child with Read Write Inc Phonics at home, please take a look at:



<https://home.oxfordowl.co.uk/reading/reading-schemes-oxford-levels/read-write-inc-phonics-guide/>

In Saturn Class, we enjoy playing games to practise our Phonics learning. We use Phonics Play (<https://www.phonicsplay.co.uk/>) and ICT Games (<https://ictgames.com/mobilePage/literacy.html>) which have lots of fun interactive games and activities that you can enjoy at home.

Writing

Our Key Books:

Vlad and the Great Fire of London and The Day the Crayons Quit



This term we will be exploring the above books. We will be writing lists and captions, focussing on descriptive writing, writing letters, diary entries and non-chronological reports. We will also be writing our own Calligrams and Shape Poetry inspired by fire and Bonfire Night.

Maths

Our maths topics this term will be:

Place Value, Addition and Subtraction, Money

Science

Humans

- *identify, name, draw and label the basic parts of the human body and say which part of the body is associated with each sense*
- *notice that animals, including humans, have offspring which grow into adults*
- *find out about and describe the basic needs of animals, including humans, for survival (water, food and air)*
- *describe the importance for humans of exercise, eating the right amounts of different types of food, and hygiene.*

Light

- *recognise that we see with our eyes and that light helps us see things*
- *identify a variety of sources that give out light*
- *recognise that light sources vary in colour and brightness*
- *recognise that without light it is dark*
- *recognise that the sun gives us daylight and It is dangerous to look at the Sun*

PE

In Autumn Term, PE will be on a Monday and a Friday. We will be doing Throwing and Catching, Invasion Games with a Rugby focus and Gymnastics. Please come in PE kit on Mondays and Fridays.

Art

We will be exploring colour, shape and pattern. This study will be enhanced by exploring the work of our artist for this term – *Wassily Kandinsky*.



RE

- Creation – Who made the world?
- Incarnation – Why does Christmas matter? (digging deeper)

PSHE

- Families and Close Relationships
- Friendships and management hurtful behaviour

Music

- Orchestral instruments - Traditional Western Stories
- Musical Me

Computing

To Connect – Technology in Our Lives

Topic


Our provocation this term is:

*From the Past into the Future – The Great Fire of London
(Communication)*



What do you notice? What questions do you have?

We will be exploring the following book to support our learning:



The children will be exploring the following areas:

- *What was the Great Fire of London and why did it happen?*
- *What was life like in 1666?*
- *How do we know about the Great Fire of London today?*
- *What is the significance of the Great Fire of London on life today?*
- *How can we compare communication from the past with today?*

Make a model of a house from 1666.	Research some facts about the Great Fire of London.	Explore a map of London today. What can you spot?
Draw a picture of how London looked before the fire in 1666 and then draw a picture of how London looks today. Don't forget to include the London Landmarks.	Design your own information poster about the Great Fire of London. Don't forget to include all the important facts	The fire started in a bakery. With the help of an adult, you could make bread or cakes which would have been made in the bakery. Take photos to share with the class
Imagine you are Samuel Pepys. Write a diary entry including the key events about The Great Fire of London. Try to include days and dates.	Design a new bakery for Thomas Farriner. Draw and label a plan to show each feature you would include.	Visit the library – what books can you find about the Great Fire of London?

Useful websites to support learning:

BBC Bitesize:

<https://www.bbc.co.uk/bitesize/articles/z4msn9q>

BBC Teach:

<https://www.bbc.co.uk/teach/class-clips-video/articles/zph4g7h>

National Geographic Kids:

<https://www.natgeokids.com/uk/discover/history/general-history/the-great-fire-of-london-facts/>

London Fire Brigade:

<https://www.london-fire.gov.uk/museum/history-and-stories/the-great-fire-of-london/>